



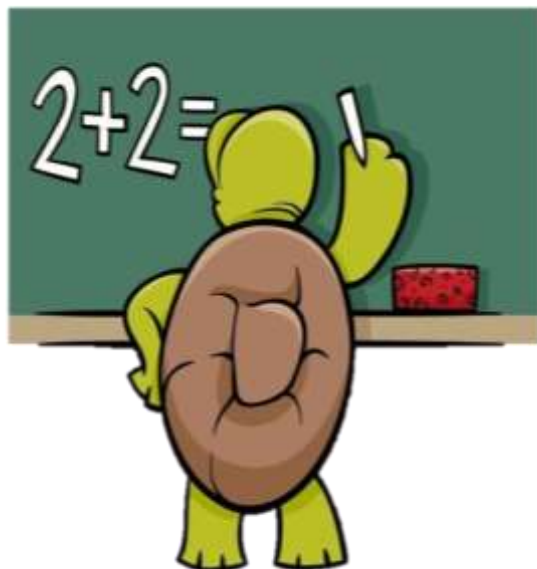
ADDITION and SUBTRACTION (to 10)

Year 1



KNOWLEDGE ORGANISER

Overview



Addition and Subtraction we learn:

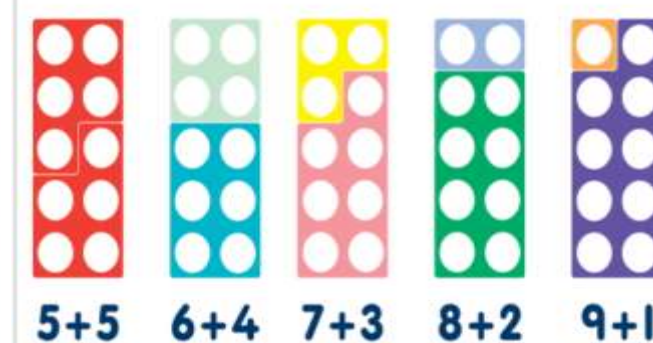
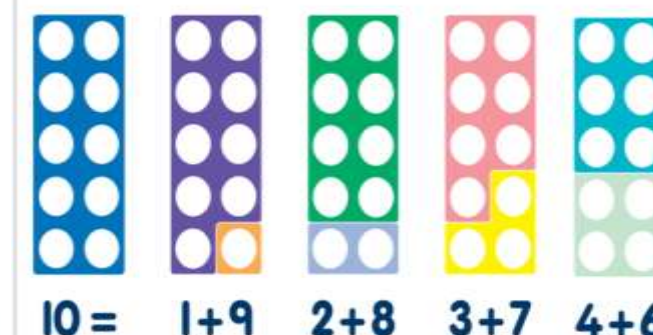
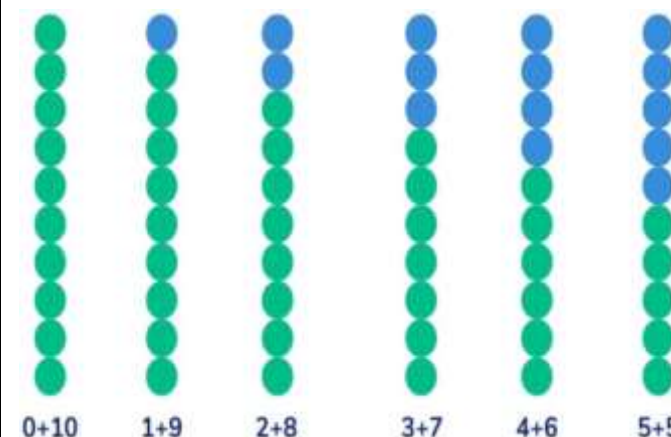
- Part Whole Model
- Addition Symbol
- Fact Families
- Number Bonds to 10
- Compare Number Bonds
- Add Together/ More
- Finding A Part
- Subtract
- How Many Left?
- Fact Families
- Subtract – Finding the Difference

Addition and Subtraction is useful learning because it is used in many areas of everyday life – e.g. shopping, cooking, or playing games. It also forms the basis for lots of other maths ideas.

Number Bonds

Number bonds are pairs of numbers that can be added to make another number.

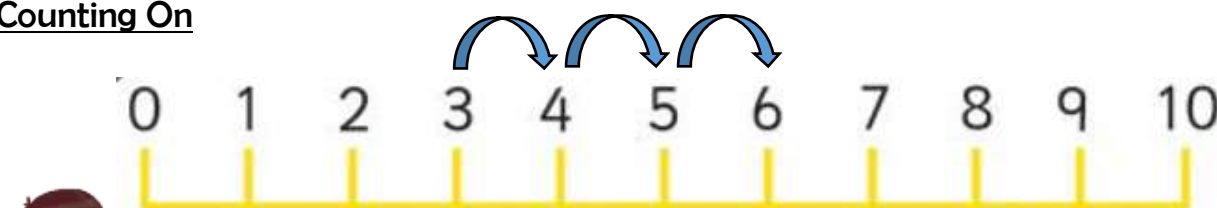
- We should learn number bonds up to 10.
- The images here show the number bonds to make 10.



Counting On/ Counting Back

Number lines can be used to help us count on/ count back when adding or subtracting.

Counting On



By counting on, I can see that $3 + 3 = 6$



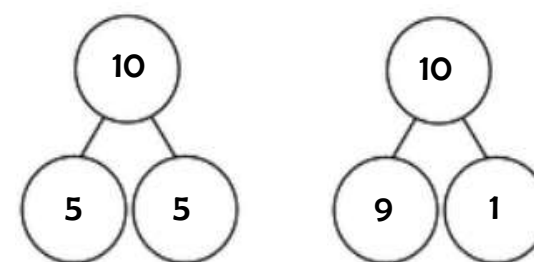
By counting back, I see that $4 - 2 = 2$



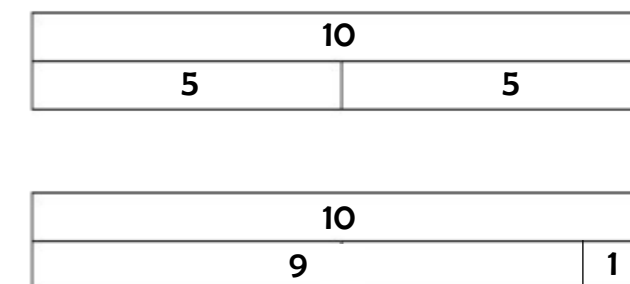
Part-Whole Models/ Bar Models

Part-Whole Models and Bar Models are two further ways to show number bonds.

Part-Whole Models



Bar Models



Key Vocabulary

Number

Count

Add

Subtract

Take Away

Difference

Plus

Number Line

Number Bond